















**XP Audio Tuning Tips**




For consistency, before carrying out the tuning tips suggested below, switch to classic view in the control panel. To do this, Start > Control Panel > "Switch to Classic View".

Then, switch to classic view for the menu. To do this, Start > Control Panel > Taskbar and Start Menu > Start Menu Tab > Classic Start Menu.

If you require further information on a particular tip, click on the associated 

|   |                          |   |
|---|--------------------------|---|
| <p><b>1. Processor scheduling should be set to background services and not Programs.</b></p>  | <input type="checkbox"/> |    |
| <p>Start &gt; Settings &gt; Control Panel &gt; System &gt; Advanced &gt; Performance Settings &gt; Advanced Tab &gt; Background Services</p>  |                          |   |
| <p><b>2. Visual effects should be set to a minimum.</b></p>   | <input type="checkbox"/> |    |
| <p>Start &gt; Settings &gt; Control Panel &gt; System &gt; Advanced &gt; Performance Settings &gt; Visual Effects Tab &gt; Adjust for best performance</p>  |                          |   |
| <p><b>3. Switch Off Desktop Background Image</b></p>  | <input type="checkbox"/> |   |
| <p>Right Click Desktop &gt; Properties &gt; Desktop Tab &gt; Background None</p>  |                          |   |
| <p><b>4. Disable Screen Saver</b></p>   | <input type="checkbox"/> |  |
| <p>Right Click Desktop &gt; Properties &gt; Screen Saver &gt; None</p>  |                          |   |
| <p><b>5. Disable Fast User Switching</b></p>  | <input type="checkbox"/> |  |
| <p>Start &gt; Settings &gt; Control Panel &gt; User Accounts &gt; Change the way users log on or off &gt; Untick Use Fast User Switching</p>  |                          |   |
| <p><b>6. Switch Off Power Schemes</b></p>   | <input type="checkbox"/> |  |
| <p>Start &gt; Settings &gt; Control Panel &gt; Power Options &gt; Always On &gt; Turn off monitor and turn off hard discs to Never</p>  |                          |   |
| <p><b>7. Switch Off Hibernation</b></p>   | <input type="checkbox"/> |  |
| <p>Start &gt; Settings &gt; Control Panel &gt; Power Options &gt; Hibernate &gt; Untick Hibernation</p>   |                          |   |
| <p><b>8. Activate DMA on Hard Discs/CD ROMS</b></p>   | <input type="checkbox"/> |  |
| <p>Start &gt; Settings &gt; Control Panel &gt; System &gt; Hardware &gt; Device Manager &gt; IDE ATA/ATAPI Controllers &gt; Right Click Primary IDE channel and Secondary IDE channel &gt; Properties &gt; Advanced Settings Tab &gt; Transfer Mode to "DMA if available" for both devices.</p> |                          |   |
| <p><b>9. Disable System Sounds</b></p>  | <input type="checkbox"/> |  |
| <p>Start &gt; Settings &gt; Control Panel &gt; Sounds and Audio Devices &gt; Sounds Tab &gt; Sound Scheme to None.</p>  |                          |   |
| <p><b>10. Do Not Map Through Soundcard</b></p>  | <input type="checkbox"/> |  |
| <p>Start &gt; Settings &gt; Control Panel &gt; Sounds and Audio Devices &gt; Hardware Tab &gt; (highlight your soundcard from the list) &gt; Properties &gt; Audio Devices &gt; (highlight your soundcard</p>   |                          |   |

|  |                          |   |
|--|--------------------------|---|
| from the list) > Properties, and check the "Do not map through this device" checkbox.  | <input type="checkbox"/> |    |
| <b>11. Disable System Restore</b><br>Start > Settings > Control Panel> System > System Restore Tab. Tick the "Turn off System Restore on all Drives"   | <input type="checkbox"/> |    |
| <b>12. Disable Automatic Updates</b><br>Start > Settings > Control Panel> System > Automatic Updates > Turn off automatic updating. I want to update my computer manually  | <input type="checkbox"/> |    |
| <b>13. Startup and Recovery Options</b><br>Start > Settings > Control Panel> System > Advanced > Startup and Recovery Settings > Untick Automatically Restart  | <input type="checkbox"/> |    |
| <b>14. Disable Error Reporting</b><br>Start > Settings > Control Panel> System > Advanced > Error Reporting > Disable Error Reporting  | <input type="checkbox"/> |    |
| <b>15. Disable Remote Assistance</b><br>Start > Settings > Control Panel> System > Remote > Untick Allow remote assistance invitations to be sent from this computer   | <input type="checkbox"/> |    |
| <b>16. Fix Swap File (Virtual Memory)</b><br>Start > Settings > Control Panel > System > Advanced > Performance Settings > Advanced > Virtual Memory Change > Custom Size. Set initial and maximum size to the same value. | <input type="checkbox"/> |   |
| <b>17. Speed Up Menus</b><br>Start > Run > Regedit > HKEY_CURRENT_USER > Control Panel > Desktop Folder. Set MenuShowDelay to 1  | <input type="checkbox"/> |  |
| <b>18. Disable Offline Files</b><br>Start > Settings > Control Panel > Folder Options > Offline Files Untick "Enable Offline Files"  | <input type="checkbox"/> |  |
| <b>19. Disable Remote Desktop</b><br>Start > Settings > Control Panel > System > Remote > Untick "Allow users to connect remotely to this computer"  | <input type="checkbox"/> |  |
| <b>20. Disable Internet Synchronise Time</b><br>Start > Settings > Control Panel > Date and Time > Internet Time > Untick "Automatically synchronize with internet time server"  | <input type="checkbox"/> |  |
| <b>21. Disable Hide Inactive Icons</b><br>Start > Settings > Taskbar and Start Menu > Taskbar TAB > Uncheck "Hide Inactive Icons"  | <input type="checkbox"/> |  |
| <b>22. Disable Automatic Desktop Cleanup Wizard</b><br>Start > Settings > Control Panel > Display > Desktop > Customise Desktop > Untick "Run Desktop Cleanup Wizard every 60 days"  | <input type="checkbox"/> |  |
| <b>23. Disable NTFS Last Access Time Logging (NTFS File Systems Only)</b>  | <input type="checkbox"/> |  |

|   |                          |   |
|---|--------------------------|---|
| <p>Start &gt; Run &gt; regedit &gt; HKEY_LOCAL_MACHINE &gt; System &gt; CurrentControlSet &gt; Control &gt; Filesystem. Add a new DWORD value - "NtfsDisableLastAccessUpdate" and set value to 1.</p>   |                          |   |
| <p><b>24. Disable Notification Area Balloon Tips</b></p> <p>Start &gt; Run &gt; regedit &gt; HKEY_CURRENT_USER &gt; Software &gt; Microsoft &gt; Windows &gt; CurrentVersion &gt; Explorer &gt; Advanced. Create a new DWORD value called EnableBalloonTips and set to 0.</p> | <input type="checkbox"/> |  |
| <p><b>25. Disable CDROM Autoplay</b></p> <p>Start &gt; Run &gt; regedit &gt; HKEY_LOCAL_MACHINE &gt; System &gt; CurrentControlSet &gt; Services &gt; Cdrom. Set autorun to 0.</p>  | <input type="checkbox"/> |  |
| <p><b>26. Disable Disc Indexing Service</b></p> <p>Right Click Start &gt; Explorer &gt; Right Click Each Disc &gt; Properties &gt; Untick "Allow Indexing Service to index this disc for fast file searching"</p>   | <input type="checkbox"/> |  |